




<b>Prior knowledge:</b>  <b>Early Learning Goal Statement:</b> <b>Creating with Materials:</b> <ul style="list-style-type: none"><li>• Safely use and explore a variety of materials, tools and techniques, experimenting with colour, design, texture, form and function.</li><li>• Share their creations, explaining the process they have used.</li><li>• Make use of props and materials when role playing characters in narratives and stories.</li></ul>		<b>Year Group Expectations</b>  Pupils should be taught: <ul style="list-style-type: none"><li>• to use a range of materials creatively to design and make products</li><li>• to use drawing, painting and sculpture to develop and share their ideas, experiences and imagination</li><li>• to develop a wide range of art and design techniques in using colour, pattern, texture, line, shape, form and space</li><li>• about the work of a range of artists, craft makers and designers, describing the differences and similarities between different practices and disciplines, and making links to their own work</li></ul>		<b>NC KS2 expectations</b>  <b>Key stage 2</b>  Pupils should be taught to develop their techniques, including their control and their use of materials, with creativity, experimentation and an increasing awareness of different kinds of art, craft and design.  Pupils should be taught: <ul style="list-style-type: none"><li>• to create sketch books to record their observations and use them to review and revisit ideas</li><li>• to improve their mastery of art and design techniques, including drawing, painting and sculpture with a range of materials [for example, pencil, charcoal, paint, clay]</li><li>• about great artists, architects and designers in history</li></ul>	
DT	<b>Theme:</b> We are all History Detectives – Where we live	DT	<b>Theme:</b> The Scientists Lab – Growing and changing	DT	<b>Theme:</b> Journeys Great and Small – Where in the world? Kenya
	<b>Focus:</b> Drawing <b>Visual Element:</b> Line		<b>Focus:</b> Painting <b>Visual Element:</b> Colour		<b>Focus:</b> Printing <b>Visual Element:</b> Pattern
	<b>Artist:</b> David Hockney – Landscapes 		<b>Artist:</b> Ruth Daniels 		<b>Artist:</b> Clare Youngs 
	<b>Key Knowledge:</b> <ul style="list-style-type: none"><li>• I know how to use drawing tools and I can use them confidently (pens, pencils, pastels, chalks, graphite, charcoal)</li><li>• I know how to find and draw lines in the environment</li><li>• I know how to add detail to my landscape drawings and use terms such as background and foreground</li><li>• I know how to use a viewfinder to select areas for an observational drawing</li><li>• I know how to identify and draw shapes and patterns with increased accuracy</li><li>• I know how to draw for a sustained period of time</li></ul>		<b>Key Knowledge:</b> <ul style="list-style-type: none"><li>• I know how to experiment with a variety of different media;different brush sizes and tools</li><li>• I know how to mix a range of secondary colours and predict the resulting colour and add white</li><li>• I know how to mix colours to match objects such as plants and skin tones</li><li>• I know how to create an artist page in my sketch book and I am beginning to think of ways it can be displayed</li><li>• I know how to make different shades of grey by exploring white and black</li></ul>		<b>Key Knowledge:</b> <ul style="list-style-type: none"><li>• I know how to explore printing using monoprints</li><li>• I know how print differs to other art and design mediums – it can be repeated</li><li>• I know how to roll ink and I am beginning to understand what makes a successful print (right amount of ink, even coverage, printing plate, adequate pressure)</li><li>• I know how to create a printing block using cardboard or art foam.</li><li>• I know how to print using a printing block, one colour and repeat the print to create a pattern</li></ul>
	<b>Key Vocabulary:</b> Line: Thick, Thin, Wavy, Straight Pen, pencil, pastel, chalks, graphite, charcoal Background, foreground Smudge, blend		<b>Key Vocabulary:</b> Brush strokes Dab, flick, stroke, overlay, Colour thesaurus vocab grid – introduce new colours		<b>Key Vocabulary:</b> Print, monoprint (a single print made by drawing into ink or paint and rubbing the paper over the surface), collage, printing plate, roller, printing ink, repeating
	Assessment:		Assessment:		Assessment:

Key Knowledge for subject – Art and Design

Subject Lead: Mrs Barclay

Date: March 2023 Y1/2 YA